

# PDA2700 Steel UL Type 4 Enclosures

## Data Sheet



Download free 3-D CAD files of these enclosures to simplify your drawings!

[predig.com/documentation-cad](http://predig.com/documentation-cad)

PDA2704-1 Enclosure Shown with a ProVu Meter and MOD-LHRB1 Red Light/Horn and Button.

*Meter & Light/Horn Sold Separately. Assembly Required.*

## FEATURES

- House up to 6 Meters
- 16-Gauge Type 304 Steel
- 14-Gauge Type 304 Steel
- 1/8 DIN Cutout(s) Pre-Cut
- Horizontal, Vertical, or No Cutouts
- UL Type / NEMA 4, 12 and 13
- Cover Secured with Screwed Latches
- Hinged Door
- Meter Mounted in Cover
- Sub-Panels Available
- Mounting Holes Integral to Enclosure
- PDA1024-01 24 VDC Power Supply Available
- UL Listed, CSA Certified
- Light/Horn & Button
- Stainless Steel Sun Hood Available

## OVERVIEW

The PDA2700 series of steel UL Type / NEMA 4 enclosures for 1/8 DIN Digital Panel Meters provide a convenient way to mount up to six Precision Digital meters to walls and other vertical structures. Many of these enclosures also have room for additional devices like a light/horn and a 24 V transmitter power supply. These enclosures come pre-cut with horizontal or vertical 1/8 DIN cutouts or they can be ordered with no cutouts. The meters are mounted in the door of the enclosure thus allowing for programming and operation of the meter. No additional mounting hardware other than screws is needed. The door is hinged and secured with latches. Enclosures, meters and accessories are ordered and packaged separately.

## WALL MOUNTING

The PDA2700 enclosures include integral mounting flanges attached at the top and bottom of the enclosure that can be used to mount the enclosures to a wall.



Mounting flange  
for wall mounting

## COVER SECURING METHOD

The cover is secured in place with screwed latches.



## ENCLOSURE SELECTION UTILITY

This utility simplifies the selection process of the right enclosure for your application based on the number and type of meters to be installed in the enclosure.

### STEP 1. Select number of meters

#### Step 1:

How many meters do you need to house? - select - 0

Finished assembly of these enclosures is done at the time of the order. As such, acknowledged orders are non-cancelable and the product is non-returnable.

### STEP 2. Select cutout configuration

#### Step 2:

Please use the graphics below to select the cutout configuration for your 4 Precision Digital products



### STEP 3. Select type of meters

#### Step 3:

Select which type of meter you will be installing into the enclosure.

You can view more details about a particular product by moving your mouse over the pictures below.



### STEP 4. Choose from results

#### Enclosure Selection Utility Results

SKU	Description	Stock	Lead Time	Price	
PDA2308	PDA2300 Series NEMA 4X Plastic Enclosures Enclosure Outputs: Four (4) Material: Plastic Meter Mounting: Through front panel Orientation: Horizontal Warranty: 1 year Approvals: UL/ULC-UL	0	3 business days	\$389.00	<a href="#">ADD TO CART</a>
PDA2304	PDA2300 Series Plastic NEMA 4X Enclosures Enclosure Outputs: Four (4) Only Size: 1/8 DIN Material: Plastic Meter Mounting: Through front panel Orientation: Horizontal Warranty: 1 year Approvals: UL/ULC-UL	1	13 business days	\$349.00	<a href="#">ADD TO CART</a>
PDA2504	PDA2500 Series Stainless Steel NEMA 4X Enclosures Enclosure Outputs: Four (4) Material: Stainless Steel Meter Mounting: Through front panel	1	33 business days	\$609.00	<a href="#">ADD TO CART</a>



Need help selecting  
the right enclosure?  
[www.predig.com/esu](http://www.predig.com/esu)

## MODELS AVAILABLE

### Horizontal Cutouts



PDA2701



PDA2702



PDA2703



PDA2703-1



PDA2703-2



PDA2704



PDA2704-1



PDA2704-1C



PDA2704-2



PDA2704-2C



PDA2704-3



PDA2704-3C



PDA2705



PDA2706



Need help selecting the right enclosure?  
Go to [www.predig.com/esu](http://www.predig.com/esu)

## MODELS AVAILABLE (CONTINUED)

### Vertical Cutouts



PDA2701-V



PDA2702-V



PDA2703-V



PDA2704-V



PDA2705-V



PDA2706-V



PDA2722

### No Cutouts



PDA2703-B



PDA2706-B



Need help selecting the right enclosure?  
Go to [www.predig.com/esu](http://www.predig.com/esu)

## ACCESSORIES



### Sub-Panels

The PDP2503 & PDP2504 sub-panels provide a convenient way to mount additional items to the base of the enclosure. They can be drilled to accept screws for easy mounting of relays, contactors, securing wiring clips, or installing other internal devices. See chart on the right for compatibility.

#### Sub-Panel Specifications

##### Size:

PDP2503: 8.75" x 6.88"

(222 mm x 175 mm)

PDP2504: 10.75" x 10.88"

(273 mm x 276 mm)

**Thickness:** 14 gauge

**Material:** Steel

Mounting hardware is included.

	PDP2503	PDP2504
<b>Horizontal Cutouts</b>		
PDA2701		
PDA2702		
PDA2703	•	
PDA2703-1	•	
PDA2703-2	•	
PDA2704		•
PDA2704-1		•
PDA2704-1C		•
PDA2704-2		•
PDA2704-2C		•
PDA2704-3		•
PDA2704-3C		•
PDA2705		•
PDA2706		•

	PDP2503	PDP2504
<b>Vertical Cutouts</b>		
PDA2701-V		
PDA2702-V		
PDA2703-V		•
PDA2704-V		•
PDA2705-V		•
PDA2706-V		•
PDA2722		
<b>No Cutouts</b>		
PDA2703-B	•	
PDA2706-B		•



### PDA1024-01 24 VDC Power Supply for DIN Rail

The PDA1024-01 is a DIN rail mounted 24 VDC, 1.5 A power supply.

#### Specifications

**Output Voltage:** 21.6-26.4 VDC;  
±10% 1.5A rated current.

**Dimensions:** 1.40" x 3.50" x 2.10"  
(35 mm x 90 mm x 54.5 mm)  
(W x H x D)



### PDA-SSTAG Stainless Steel Tags

PDA-SSTAG is a laser etched stainless steel tag accessory for any of your Precision Digital meters. The tag features custom text for equipment identification, instruction, or whatever else is needed in your facility. Each tag comes with a stainless steel wire and lead seal for easy mounting wherever you need it.



### PDX18DIN-FILLER 1/8 DIN Cutout Filler

The NEMA 4X 1/8 DIN cutout filler is used to cover up empty 1/8 DIN cutouts and maintain the NEMA 4X rating to the panel or enclosure. It consists of a generic bezel with a black faceplate, as well as mounting brackets, gasket, etc.

## ACCESSORIES (CONTINUED)

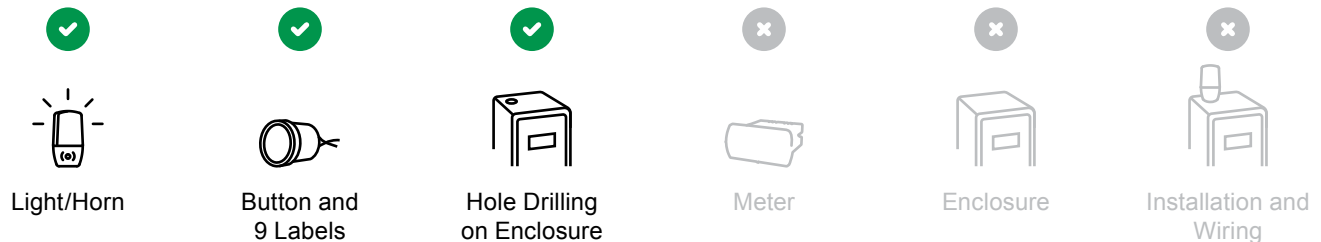
### PDA2700 Series Enclosure with Light/Horn

Transform Precision Digital meters and controllers housed in an enclosure into an efficient display, control, and alarm system with the MOD-LH series. It provides a light/horn to boost visibility of alarm conditions, a button that connects to the meter's digital input to control or reset the alarms, and hole drilling on the enclosure for both the light/horn and button to make user installation and wiring quick and easy. Enclosure and meter are sold separately.

The MOD-LH series is compatible with a wide range of Precision Digital UL Type / NEMA 4 & 4X enclosures as well as meters and controllers including the ProVu, Trident, Loop Leader, and ConsoliDator+ Series.

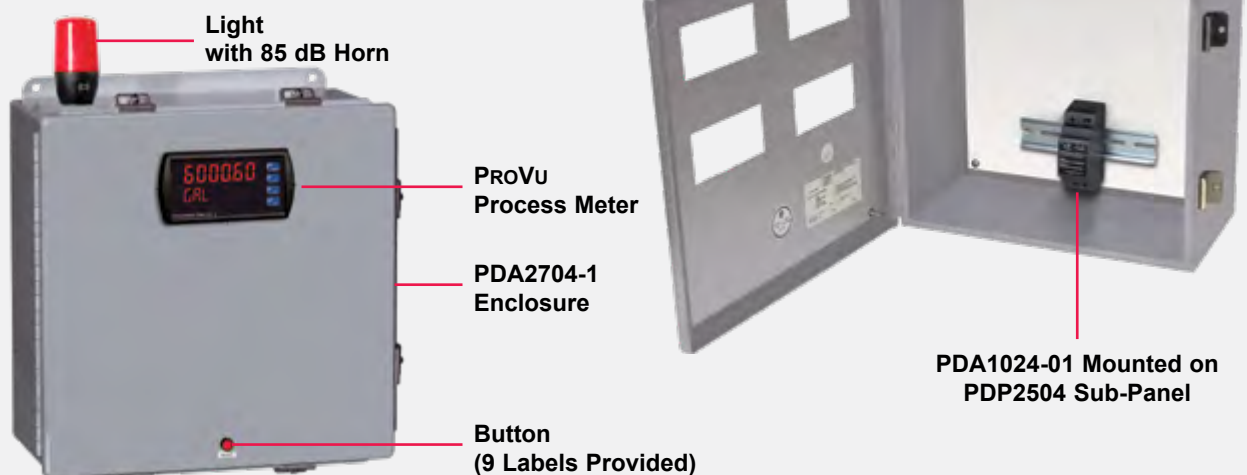
Overall, the MOD-LH series is a simple solution for Precision Digital meters and controllers that adds audible and visual ways to indicate critical alarms.

#### What's Included



ProVu Meter Shown in a PDA2704-1 Enclosure with MOD-LHRB1 Red Light/Horn and Button.

*Meter & Enclosure Sold Separately. Assembly Required.*



## ACCESSORIES (CONTINUED)

### PDA18DINSH Stainless Steel Sun Hood for 1/8 DIN Panel Meters

The PDA18DINSH Sun Hood improves the readability of 1/8 DIN digital panel meters when they are mounted in direct sunlight by shading the instrument from the sun.

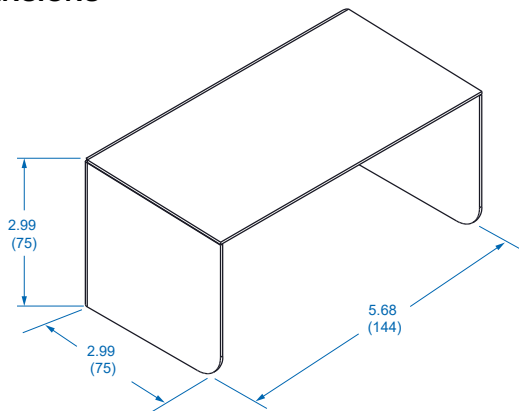
The Sun Hood is made from 18 gauge 316 stainless steel and mounts between the 1/8 DIN digital panel meter and the panel. In addition, a gasket is provided that installs between the Sun Hood and the panel to provide a NEMA 4X seal to the panel. The whole assembly is held in place by the panel meter's mounting brackets.



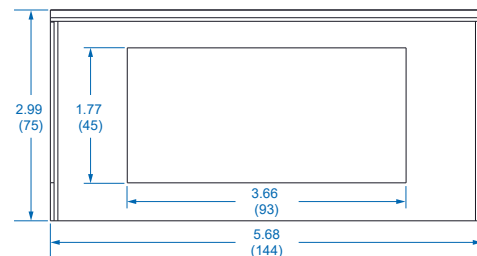
#### SPECIFICATIONS

<b>Material</b>	18 gauge 316 stainless steel
<b>Overall Dimensions</b>	2.99" x 5.68" x 2.99" (H x W x D) (75 mm x 144 mm x 75 mm)
<b>Weight</b>	0.9 lb (0.4 kg)
<b>Gasket Material</b>	Silicone Foam

#### DIMENSIONS



Units: Inches (mm)



The following table shows the compatibility of Precision Digital enclosures with the Sun Hood:



Number of Meters	<a href="#">PDA2300 UL Type 4X Plastic</a>	<a href="#">PDA2600 UL Type 4X Stainless Steel</a>	<a href="#">PDA2700 UL Type 4 Steel</a>	<a href="#">PDA2800 UL Type 4 &amp; 4X Low Cost Plastic</a>	<a href="#">PDA3400 Internally Mounted UL Type 4X Plastic</a>
1	PDA2301	PDA2601	PDA2701	PDA2811	None
2	PDA2302	PDA2602	PDA2702	PDA2812	None
3	PDA2303	PDA2603	PDA2703	None	None
4-6	None	None	None	None	None



## SPECIFICATIONS

### General

**Material:** PDA2701: 16-gauge steel;

PDA2702-2706: 14-gauge steel

**Color:** Gray

**Meters:** Houses up to 6 meters

**Meter Mounting Method:** Through cover

**Cover Mounting Method:** Hinge / latch

**Ratings:** UL Type / NEMA 4, 12 and 13

**Approvals:** UL, CSA

**Operating Temperature:** -30 to 70°C

**Warranty:** 1 year

### 1/8 DIN Meter Types

Type	Meters
B	PD542, PD543, and PD562
C	PD603, PD644, PD743, PD765, PD6602, PD6603, PD6604, PD6606, PD6607, PD6608, PD6622, PD6624, and PD6626, and PD6628.
D	PD138, PD154, and PD158
E	PD6000, PD6001, PD6060, PD6080, PD6081, PD6088, PD6089, PD6100, PD6200, PD6210, PD6262, PD6300, PD6310, PD6310-WM, PD6363, PD6400, and PD7000

### Dimensions / Features

• Available    ■ 1 Required

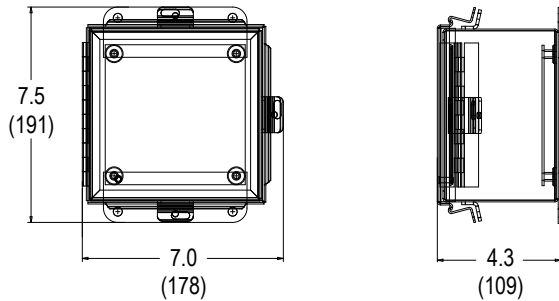
Model	# of Meters	1/8 DIN Meter Type				Outside Dimensions (H x W x D) Inch (mm)	Inside Dimensions (H x W x D) Inch (mm)	Mounting Dimensions Inch (mm)	Conduit Hole	Fits PDA1024-01	Fits Light/Horn	Weight lb (kg)
		B	C	D	E							
		Horizontal Cutouts										
PDA2701	1		•			7.5 x 7.0 x 4.3 (191 x 178 x 109)	N/A	6.75 x 4.0 171 x 102)			•	3.8 (1.7)
PDA2702	2		•			9.5 x 7.0 x 3.8 (241 x 178 x 97)	N/A	8.75 x 4.0 (222 x 102)			•	5.1 (2.3)
PDA2703	3		•			11.5 x 9.0 x 4.3 (292 x 229 x 102)	N/A	10.75 x 6.0 273 x 152)			•	7.9 (3.6)
PDA2703-1	1											
PDA2703-2	2											
PDA2704	4	•	•			13.5 x 13.0 x 6.3 (343 x 330 x 160)	N/A	12.75 x 10.0 (324 x 254)		•	•	13.9 (6.3)
PDA2704-1	1											
PDA2704-1C	1											
PDA2704-2	2											
PDA2704-2C	2											
PDA2704-3	3											
PDA2704-3C	3											
PDA2705	5											
PDA2706	6											
Vertical Cutouts												
PDA2701-V	1			•		7.5 x 7.0 x 4.3 (191 x 178 x 109)	N/A	6.75 x 4.0 (171 x 102)			•	3.8 (1.7)
PDA2702-V	2			•		9.5 x 7.0 x 3.8 (241 x 178 x 97)	N/A	8.75 x 4.0 (222 x 102)			•	5.1 (2.3)
PDA2722	2	•	•	■	•							
PDA2703-V	3			•		13.5 x 13.0 x 6.3 (343 x 330 x 160)	N/A	12.75 x 10.0 (324 x 254)		•	•	13.9 (6.3)
PDA2704-V	4											
PDA2705-V	5											
PDA2706-V	6											
No Cutouts												
PDA2703-B	N/A					11.5 x 9.0 x 4.3 (292 x 229 x 102)	N/A	10.75 x 6.0 273 x 152)			•	7.9 (3.6)
PDA2706-B	N/A					13.5 x 13.0 x 6.3 (343 x 330 x 160)	N/A	12.75 x 10.0 (324 x 254)		•	•	13.9 (6.3)



## DIMENSIONS

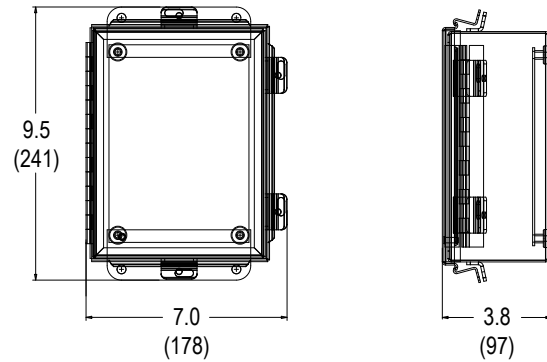
Units: Inches (mm)

### Extra Small Enclosures



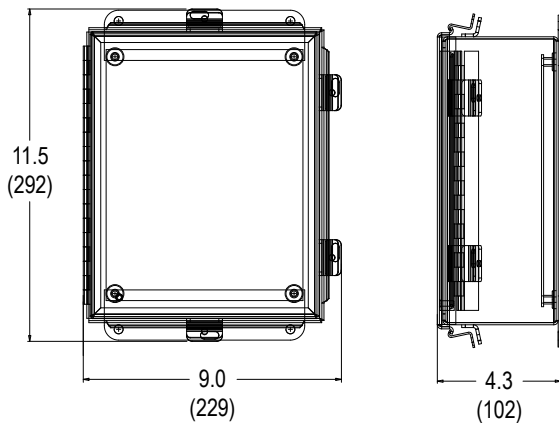
Dimensions for: PDA2701, PDA2701-V.

### Small Enclosures



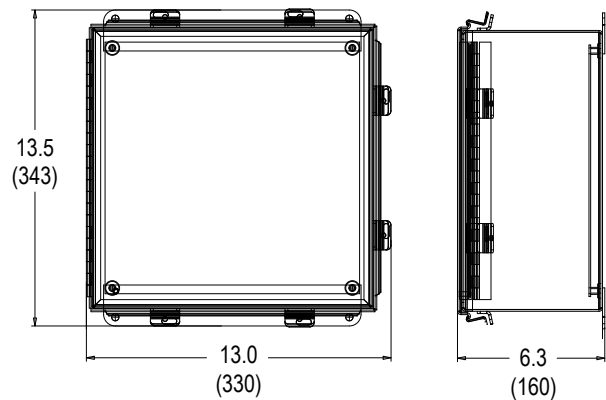
Dimensions for: PDA2702, PDA2702-V, PDA2722.

### Medium Enclosures



Dimensions for: PDA2703, PDA2703-1, PDA2703-2, PDA2703-B.

### Large Enclosures



Dimensions for: PDA2703-V, PDA2704, PDA2704-1, PDA2704-1C, PDA2704-2, PDA2704-2C, PDA2704-3, PDA2704-3C, PDA2704-V, PDA2705, PDA2705-V, PDA2706, PDA2706-B, PDA2706-V.



Download free 3-D CAD files of these enclosures to simplify your drawings!

[predig.com/documentation-cad](http://predig.com/documentation-cad)

## ORDERING INFORMATION

## Horizontal Cutouts

Model	# of Meters	1/8 DIN Meter Type			
		B	C	D	E
<a href="#">PDA2701</a>	1		•		
<a href="#">PDA2702</a>	2		•		
<a href="#">PDA2703</a>	3		•		
<a href="#">PDA2703-1</a>	1		•		
<a href="#">PDA2703-2</a>	2		•		
<a href="#">PDA2704</a>	4	•	•		•
<a href="#">PDA2704-1</a>	1	•	•		•
<a href="#">PDA2704-1C</a>	1	•	•		•
<a href="#">PDA2704-2</a>	2	•	•		•
<a href="#">PDA2704-2C</a>	2	•	•		•
<a href="#">PDA2704-3</a>	3	•	•		•
<a href="#">PDA2704-3C</a>	3	•	•		•
<a href="#">PDA2705</a>	5	•	•		•
<a href="#">PDA2706</a>	6	•	•		•

• Available    ■ 1 Required

## Vertical Cutouts

Model	# of Meters	1/8 DIN Meter Type			
		B	C	D	E
<a href="#">PDA2701-V</a>	1			•	
<a href="#">PDA2702-V</a>	2			•	
<a href="#">PDA2703-V</a>	3			•	
<a href="#">PDA2704-V</a>	4			•	
<a href="#">PDA2705-V</a>	5			•	
<a href="#">PDA2706-V</a>	6			•	
<a href="#">PDA2722</a>	1	•	•	■	•

• Available    ■ 1 Required

## 1/8 DIN Meter Types

Type	Meters
B	PD542, PD543, and PD562
C	PD603, PD644, PD743, PD765, PD6602, PD6603, PD6604, PD6606, PD6607, PD6608, PD6622, PD6624, and PD6626, and PD6628.
D	PD138, PD154, and PD158
E	PD6000, PD6001, PD6060, PD6080, PD6081, PD6088, PD6089, PD6100, PD6200, PD6210, PD6262, PD6300, PD6310, PD6310-WM, PD6363, PD6400, and PD7000



## WARNING

Cancer and Reproductive Harm - [www.P65Warnings.ca.gov](http://www.P65Warnings.ca.gov)

## No Cutouts

Model	Description
<a href="#">PDA2703-B</a>	Enclosure with no Cutouts
<a href="#">PDA2706-B</a>	Enclosure with no Cutouts

## Sub-Panels

Model	Description
<a href="#">PDP2503</a>	For PDA2703
<a href="#">PDP2504</a>	For PDA2704 - PDA2706

## Accessories

Model	Description
<a href="#">MOD-BUTTON1B-S</a>	IP67 Blue <sup>(3)</sup> Pushbutton <sup>(2)</sup> with Hole Drilled in Steel Enclosure
<a href="#">MOD-BUTTON1G-S</a>	IP67 Green <sup>(3)</sup> Pushbutton <sup>(2)</sup> with Hole Drilled in Steel Enclosure
<a href="#">MOD-BUTTON1R-S</a>	IP67 Red <sup>(3)</sup> Pushbutton <sup>(2)</sup> with Hole Drilled in Steel Enclosure
<a href="#">MOD-LHRB1</a>	Red <sup>(3)</sup> Light/Horn + Button with Holes Drilled <sup>(1)</sup>
<a href="#">PDA1002</a>	6" DIN Rail Mounting Kit
<a href="#">PDA1024-01</a>	24 VDC Power Supply for DIN Rail
<a href="#">PDA18DINSH</a>	Stainless Steel Sun Hood
<a href="#">PDA-BUTTON1R</a>	Red <sup>(3)</sup> Button <sup>(2)</sup>
<a href="#">PDA-LHR</a>	Red <sup>(3)</sup> Light/Horn
<a href="#">PDA-SSTAG</a>	Stainless Steel Tag
<a href="#">PDX18DIN-FILLER</a>	1/8 DIN Cutout Filler

- When a MOD-LH is ordered, the enclosure comes pre-drilled with holes for Light/Horn and Button to be installed by user. Meter / controller and enclosure are sold separately. The Light/Horn hole is located on the top in the back left corner of the enclosure and the button hole is centered on the front of the enclosure about an inch off the bottom of the door. **For mounting in different locations, order items separately and drill holes and mount as desired.**
- The Button works only with meters that have digital input contacts.
- For other color options see corresponding instruction manual.

## Disclaimer

The information contained in this document is subject to change without notice. Precision Digital Corporation makes no representations or warranties with respect to the contents hereof, and specifically disclaims any implied warranties of merchantability or fitness for a particular purpose.

©2024 Precision Digital Corporation. All rights reserved.

LDS2700\_F 11/24