

# SPORLAN Solenoid Valves & Coil Replacement Guide Select Solenoid Valves According to Capacity — NOT Line Size

Form 30-122  
March 1998



NORMALLY CLOSED VALVES													
VALVE SERIES	CURRENT VALVE TYPES				CURRENT REPLACEMENT COILS	LIQUID CAPACITIES (TONS)						OBSOLETE VALVE TYPES	CURRENT REPLACEMENT COILS
	'E' SERIES EXTENDED CONNECTIONS		'A' AND 'B' SERIES VALVES			R-22	R-134a	R-12	R-404A	R-502	R-507		
	SOLDER CONNECTIONS ONLY		SOLDER, PIPE OR SAE FLARE CONNECTIONS										
	WITHOUT MANUAL LIFT STEM	WITH MANUAL LIFT STEM	WITHOUT MANUAL LIFT STEM	WITH MANUAL LIFT STEM									
A3	—	—	A3S1 A3P1 A3F1	—	MKC-1	1.6	1.2	1.0	1.1	1.0	1.0	10, *62, *11	MKC-2
E3	E3S120 E3S130	—	—	—	MKC-1	1.6	1.2	1.0	1.1	1.0	1.0	10, *62, *11	MKC-2
E5	E5S120 E5S130	—	—	—	MKC-1	2.8	2.1	1.8	1.9	1.8	1.8	—	—
E6, B6	E6S130 E6S140	ME6S130 ME6S140	B6S1 B6P1 B6F1	MB6S1 MB6P1 MB6F1	MKC-1	4.9	3.8	3.1	3.3	3.2	3.2	A6	MKC-1
												12, 1210, 1240	KC-12
												14, M14	MKC-2
E9, B9	E9S230 E9S240	ME9S230 ME9S240	B9S2 B9P2 B9F2	MB9S2 MB9P2 MB9F2	MKC-2	8.1	6.2	5.1	5.4	5.2	5.2	A9, MA9	MKC-2
E10, B10	E10S240 E10S250	ME10S240 ME10S250	B10S2 B10P2 B10F2	MB10S2 MB10P2 —	MKC-2	11.1	8.5	7.0	7.3	7.2	7.2	A10, MA10	MKC-2
												20-S	KC-12
E14, B14	E14S250	ME14S250	B14S2 B14P2	MB14S2 MB14P2	MKC-2	15.8	12.0	10.0	10.4	10.2	10.2	A14, MA14	MKC-2
												73, 72	KC-12
E19, B19	E19S250 E19S270	ME19S250 ME19S270	B19S2 B19P2	MB19S2 MB19P2	MKC-2	24.2	18.4	15.4	16.0	15.7	15.7	A17, MA17, 43, 4304, 4303, 42, 4202	KC-3
E25, B25	E25S270 E25S290	ME25S270 ME25S290	B25S2 B25P2	MB25S2 MB25P2	MKC-2	41.4	31.5	26.2	27.4	26.8	26.8	A24, MA24, 53, 5304, 5303, 52, 5202	KC-3
E34, B33	E34S290 E34S2110	ME34S290 ME34S2110	B33S2	MB33S2	MKC-2	57.6	43.8	36.5	38.1	37.4	37.3	B32, MB32, MA32S2, 9001, C32, MC32, 9005, 90-S	KC-3
												EB33, EMB33	MKC-2
E42	E42S2130 E42S2170	ME42S2130 ME42S2170	—	—	MKC-2	127	96.9	80.8	84.2	82.6	82.4	EMB42S3	KC-3
MA42	—	—	—	MA42S3 MA42P3	KC-3	98.2	76.7	63.5	65.8	63.7	64.2	100	KC-3
MA50	—	—	—	MA50S3 MA50P3	KC-3	175	137	113	118	114	115	110	KC-3
TYPE 180 SPC					MKC-2	—	—	—	—	—	—	170, 171, 172, *162	KC-12

NORMALLY OPEN VALVES													
OE9, OB9	OE9S230 OE9S240	—	OB9S2 OB9P2 OB9F2	—	OMKC-2	8.1	6.2	5.1	5.4	5.2	5.2	—	—
OE10, OB10	OE10S240 OE10S250	—	OB10S2 OB10F2	—	OMKC-2	11.1	8.5	7.0	7.3	7.2	7.2	—	—
OE14, OB14	OE14S250	—	OB14S2 OB14P2	—	OMKC-2	15.8	12.0	10.0	10.4	10.2	10.2	—	—
OE19, OB19	OE19S250 OE19S270	—	OB19S2 OB19P2	—	OMKC-2	24.2	18.4	15.4	16.0	15.7	15.7	—	—
OE25, OB25	OE25S270 OE25S290	—	OB25S2 OB25P2	—	OMKC-2	41.4	31.5	26.2	27.4	26.8	26.8	—	—
OE33, OB33	OE33S290 OE33S2110	—	OB33S2	—	OMKC-2	57.6	43.8	36.5	38.1	37.4	37.3	EOB33	OMKC-2
OE42	OE42S2130 OE42S2170	—	—	—	OMKC-2	127	96.9	80.8	84.2	82.6	82.4	—	—

\* DID NOT USE COIL LISTED - REPLACEMENT COILS ARE NO LONGER AVAILABLE.


### NOMENCLATURE - E Series

O	M	E	10	S	2	5	0	**	S
Normally Open	Manual Lift Stem	Design Series	Port Size in 1/32"	Connections Solder	Coil Size	Connection Size in 1/8"	Connection Type 0 - ODF X ODF 1 - ODF X ODM 2 - ODM X ODF 3 - ODM X ODM	Overall Length	Spade Coil

\*\* No dash number indicates standard length; -1, -2, -3 etc. thru -19 indicates nonstandard longer or shorter overall lengths; -20 thru -32 indicates other deviation from standard, contact Washington, Missouri.




Type MB14S2




Type R184P1

DIAPHRAGM TYPE



Type OE14S250

NORMALLY OPEN



Type E14S250

NORMALLY CLOSED

INDUSTRIAL SOLENOID VALVES						
VALVE SERIES	CURRENT VALVE TYPES			CURRENT REPLACEMENT COILS	OBSOLETE VALVE TYPES	CURRENT REPLACEMENT COILS
	DISC	DIAPHRAGM	WITH STAINLESS STEEL INSERT			
W3	W3P1	—	—	MKC-1	—	—
W6	W6P1	—	—	MKC-1	XKA	MKC-1
W14	W14P2	—	—	MKC-2	XJQ	MKC-2
W19	W19P2	—	—	MKC-2	4306-P, 4308-P	KC-3
W25	W25P2	—	—	MKC-2	W24P3, 5306-P, 5308-P	KC-3
R183	—	R183P1 BR183P1	KR183P1 KBR183P1	MKC-1	W7P2	—
R184	—	R184P1 BR184P1	KR184P1 KBR184P1	MKC-1	—	—
R246	—	R246P1 BR246P1	KR246P1 KBR246P1	MKC-1	—	—

AMMONIA (R-717) SOLENOID VALVES				
CURRENT VALVE TYPES	CURRENT REPLACEMENT COILS	LIQUID CAPACITIES (TONS)	OBSOLETE VALVE TYPES	CURRENT REPLACEMENT COILS
MA5A3	KC-3	16.0	35, 34, 33, 32, 30	KC-3
MA17A3	KC-3	143	83, 8303, 82, 80	KC-3
MA32P3	KC-3	250	90	KC-3
MA42P3	KC-3	550	100	KC-3
MA50P3	KC-3	1000	110	KC-3

### NOMENCLATURE - A, B, and W Series

O	†F	†H	D	M	B	25	S	2
Normally Open	Fungus Proof Coil	High Temperature Coil	Direct Connected	Manual Lift Stem	Design or Series A, B, & W Series	Port Size in 1/32"	Connections P-Pipe F-SAE Flare S-ODF Solder	Coil Size MKC-1 MKC-2 KC-3

† KC-3 only

THE ABOVE PREFIXES MAY BE ADDED TO BASIC VALVE TYPE NUMBER (B25S2) TO REQUEST SPECIAL FEATURES.