

# ConsoliDator+ Input/Output Card Assembly Instructions

The input/output card assembly instructions apply to the following cards:

PDA9000-C4AI (Isolated 4-20 mA Input Card), PDA9000-C4PI (Pulse Inputs Card),  
PDA9000-C5AO (Isolated 4-20 mA Outputs Card), PDA9000-C5RY (Relays Card),  
PDA9000-CP (Printer Card)



## Warning







**Hazardous voltages exist within enclosure.**  
**Only trained service personnel should perform installation and service.**

Disconnect power and signal from the controller prior to performing the upgrade procedure below.



## Caution

To Prevent damage to electronic components caused by electrostatic discharge, a grounding strap should be worn when performing the upgrade procedure below.

Step	Description	Illustrations (a-b)
1	<p><b>Remove the terminal connector plugs and back cover:</b></p> <p>a. Before removing the back cover of the electronics, remove any existing terminal connector plugs.</p> <p>b. Remove the back cover of the electronics by unscrewing the (8) screws using a Phillips screwdriver. See red arrows for screw locations.</p>	 
2	<p><b>Install the option card:</b></p> <p>a. Locate an empty card slot where you want to install the card. See red arrows for card slot locations.</p> <p>b. Slide the card into the card rails on each side of the slot and then push it down to connect it to the pins at the bottom.</p>	 
3	<p><b>Apply the label sticker:</b></p> <p>a. Before placing the electronics cover back on the unit, remove the slot cover from the location where the new card has been installed, by popping it out using a flat head screwdriver.</p> <p>b. Then apply a label sticker around the open slot. See red outline for location of sticker.</p>	 
4	Place the electronics cover back on the unit and fasten the (8) screws, then plug back in all the existing terminal connector plugs into the appropriate connectors.	

LIMA9000\_B 09/24

**PRECISION DIGITAL CORPORATION**

233 South Street • Hopkinton MA 01748 USA • Tel (800) 343-1001

**PRECISION  
DIGITAL**  
www.predig.com